



5-Year Plan (2017 to 2022) Okanogan Conservation District

For More Information Contact: Craig Nelson, Phone: (509) 422-0855, Email: craig@okanogancd.org



Organization of the Okanogan Conservation District

A political subdivision of the State of Washington – authorities, powers and structure contained in RCW 89.08.

The Okanogan Conservation District (OCD) is an amalgamation of five previous districts that existed separately between 1940 and 1976. The OCD is the largest in Washington State with an approximate size of 5,269 square miles (3,372,440 acres) located in North Central Washington State. The District includes all unincorporated Okanogan County, the cities of Okanogan, Elmer City, and the portions of Omak and Coulee Dam that lie within the Colville Indian Reservation.

The District is currently funded through grants from local, state, and federal agencies. Furthermore, the District began receiving Rates and Charges authorized under RCW 89.08.400 in January 2017. The District currently operates on an annual budget of approximately \$2 million and employs 14 full time employees.

Function of the Okanogan Conservation District

To make available technical, financial, and educational resources from diverse sources and focus or coordinate them so that they meet the needs of the local land manager with conservation of soil, water and related natural resources.

We Serve & Why

- We serve current landowners, land occupiers, and public entities who voluntarily request services to educate and implement on the ground conservation of natural resources within the district because:
 - Natural resource health is necessary for sustaining human health;
 - Any improvement in conservation practices is a benefit to the entire community;
 - Promote a more healthy and functional natural environment and economy;
 - Avoid regulatory actions and serve the best use of the natural resources;

Mission of the Okanogan Conservation District

- The mission of the Okanogan Conservation District is to help cooperating land managers achieve their conservation goals.

Vision of the Okanogan Conservation District

- The Okanogan Conservation District is a leader in providing educational, technical, and financial assistance to land managers to help them voluntarily conserve and enhance natural resources.

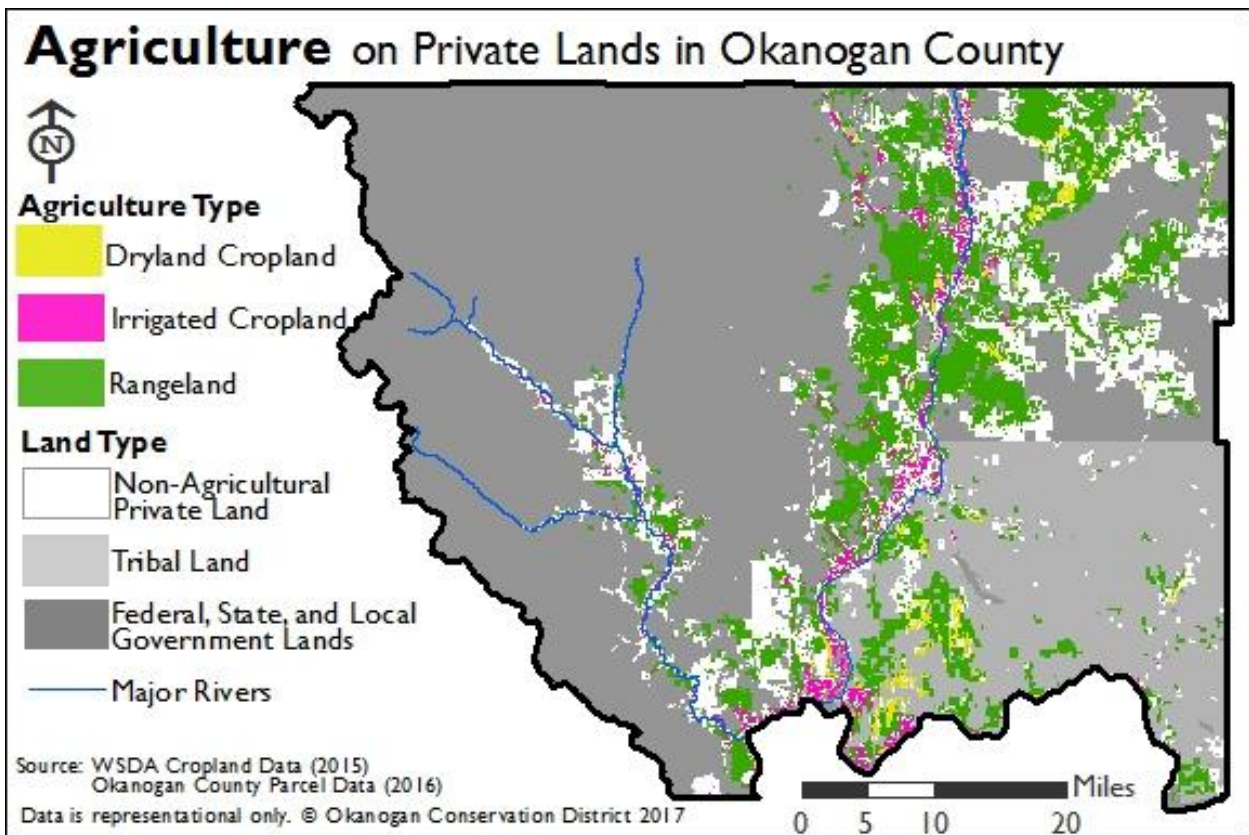
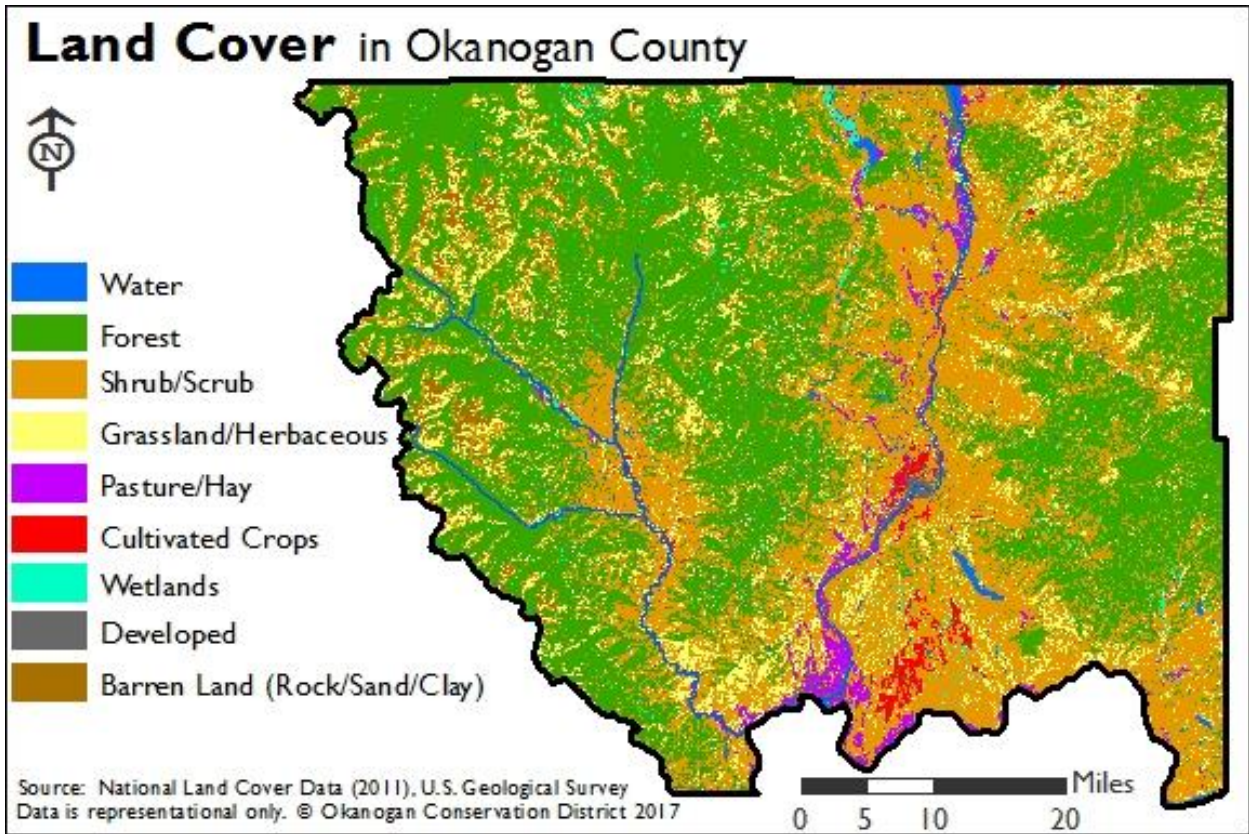
Values of the Okanogan Conservation District

- Locally-led, partnership, teamwork, helpfulness, resourcefulness, rural enterprise, integrity, honesty, solution providers, voluntary, resource enhancement, community, responsible, integrity of intentions, and landowner trust.

Natural Resource Data & Information:

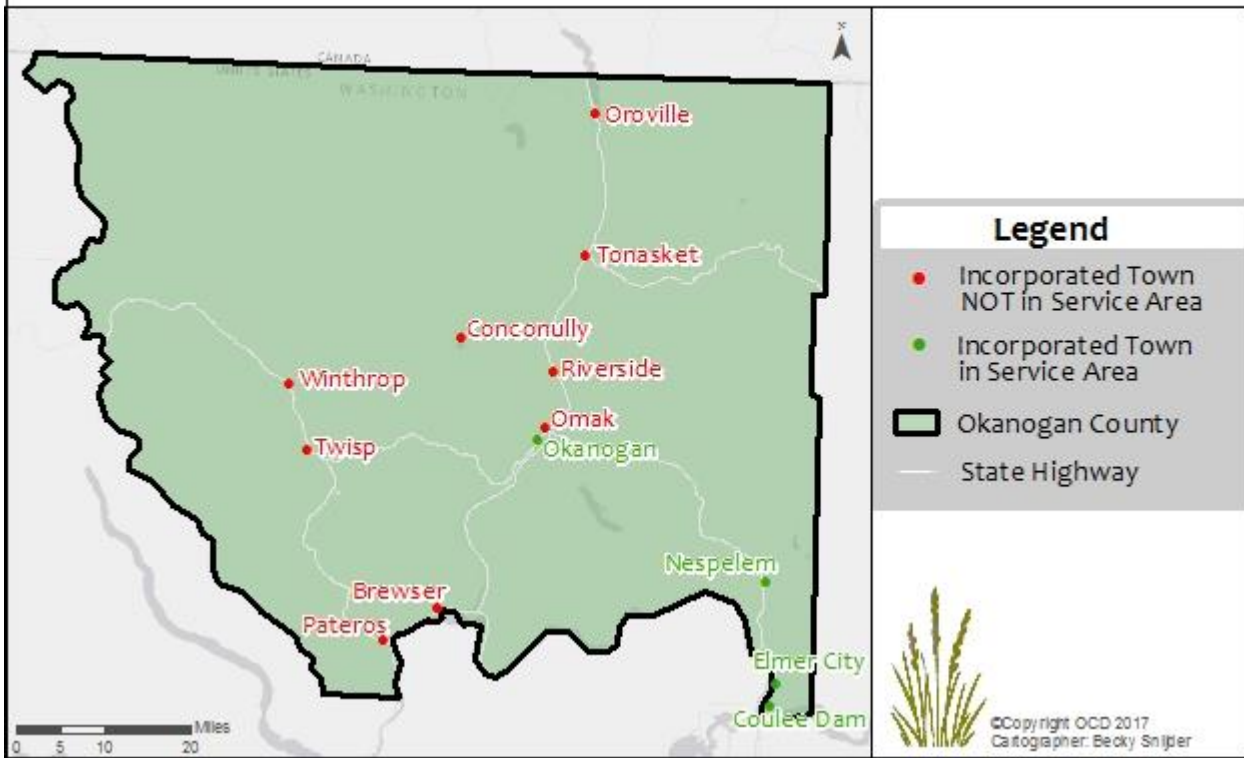
- With over 750,000 acres burned in wildfires 2014 and 2015. Much of the Districts programs for the foreseeable future will be focused on assisting landowners with fire recovery, wildfire prevention and educating the public about natural resources disaster preparedness. This work will minimize but not

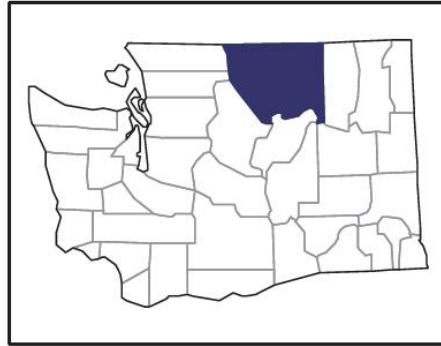

eliminate other critical work related to protecting water quality improving soil health and enhancing wildlife habitat.



INCORPORATED TOWNS OF OKANOGAN COUNTY

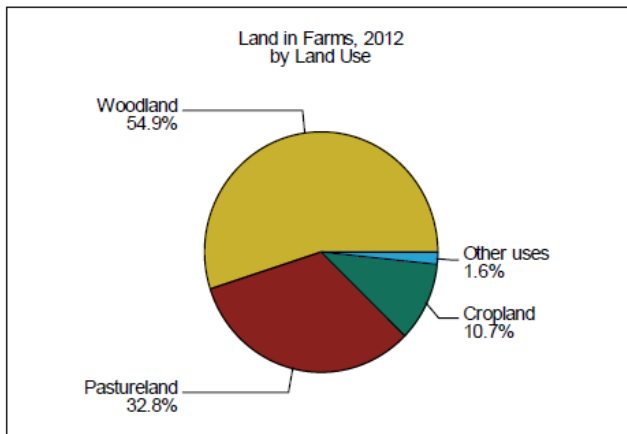
IN REFERENCE TO THE OKANOGAN CONSERVATION DISTRICT SERVICE AREA





Okanogan County Washington

	2012	2007	% change
Number of Farms	1,449	1,662	- 13
Land in Farms	1,205,285 acres	1,205,229 acres	0
Average Size of Farm	832 acres	725 acres	+ 15



See "Census of Agriculture, Volume 1, Geographic Area Series" for complete footnotes, explanations, definitions, and methodology.
 - Represents zero. (D) Withheld to avoid disclosing data for individual operations.
¹ Universe is number of counties in state or U.S. with item. ² Data were collected for a maximum of three operators per farm.

Criteria for Selecting Conservation Priorities:

- *Priorities are established by the District Board based upon input from staff, partner agencies, landowners, and others. The criteria used by the District Board to select the priorities identified in this document include some or all the following:*
 - *Grass-roots conservation concerns brought forth by constituents;*
 - *Natural resource data regarding local resource conditions;*
 - *Local partner agency priorities;*
 - *State defined resource priorities;*
 - *Federally defined resource priorities*

Priority Natural Resource Conservation Needs & Geographic Areas, Measures of Success and Goals:

- **Soil Health**
 - **Stable soils capable of supporting desired plant conditions**
 - *By 2022*, 25 Agricultural cooperators will implement soil health practices
 - *By 2022*, 40 Residential cooperators residents with parcels of 20 acres or less will implement soil health practices
- **Water Conservation**
 - **Human, plant, and animal needs**
 - *By 2022*, 82 Agricultural producers will improve irrigation efficiency
 - *By 2022*, 120 Residential cooperators will improve residential in-home and irrigation water use efficiency
 - *By 2022*, 2 school districts will implement water conservation programs on their campuses
- **Water Quality**
 - **Water bodies quality standards**
 - *By 2022*, 18 Agricultural producers implement practices to improve water quality
 - *By 2022*, 18 Residential cooperators implement practices to improve water quality
- **Ecosystem Health**
 - **Thriving native plant and animal communities**
 - *By 2022*, 25 Agricultural producers will improve ecosystem health
 - *By 2022*, 20 Residential cooperators will improve ecosystem health
- **Air Quality**
 - **Air quality is consistently rated good**
 - *By 2022*, 15 Agricultural producers will implement practices that reduce particulate pollution from wind erosion and/or burning
 - *By 2022*, 150 Residential cooperators will reduce particulate pollution from burning
- **Agricultural Viability**
 - **Viable livelihoods**
 - *By 2022*, 45 Agricultural producers will take actions that promote both economic and natural resource health
- **Community Resilience**
 - **Engaged town adapt change**
 - *By 2022*, 280 cooperators will take actions to create a more fire adapted community

Information – Education & District Operations Priorities, Measures of Success, and Goals:

Education

- **Informed decisions about natural resources**
 - *By 2022*, 255 education program participants will indicate that they have acted to conserve natural resources.

- *By 2022*, 5 high schools, 5 middle schools, 7 elementary schools, and 3 private schools/home school associations will have education activities led by Okanogan CD as regular part of the curriculum.

District Operations

- **Financially stable with trained staff**
 - *By 2022*, 50% of submitted grant applications are funded.
 - *By 2022*, 65% of funding from state sources, 20% from federal sources, 10% from local sources including rates and charges, and 5% from other sources.
 - *By 2022*, and equipment that best meets current program needs and reflects conservation values.
 - *By 2022*, have 5 engaged Associate Supervisors that attend 50% of District Board meetings.
 - *By 2022*, an average of 100 service requests per year.
 - *By 2022*, 1 additional town will become part of the District.
 - *By 2022*, 50 cooperators will have written letters of support for District use in grants and marketing.

Land Manager Needs

- *Okanogan Conservation District Cooperators have expressed the following needs or District supervisors and staff have seen the need for the following products and services*
 - *Trained and technically proficient conservation district staff*
 - *Consistent and accurate information on natural resource rules and regulations*
 - *Options for conservation programs that can be customized to meet their needs while providing adequate protections to natural resources*
 - *Access to engineering and archeologists*
 - *Transparency in permitting process*
 - *Cost-share funds to offset costs to implement highest priority practices – particularly those that primarily benefit the public more than the individual landowner*

Milestones, Timeline & Actions

Priority: Soil Health

Measurable Goal: *By 2022*, 25 Agricultural cooperators will implement soil health practices.

Milestones	Timeline	12 Month Actions
5 ag producers convert 30% of operations to no-till	July 2017 – June 2022	<ul style="list-style-type: none"> • Seek funding to implement soil health activities. • Conduct outreach activities using District and community resources.
5 ag producers use cover crops as a regular part of their operation	July 2017 – June 2022	<ul style="list-style-type: none"> • Conduct quarterly meetings informing of potential conservation benefit. • Develop conservation plans upon request and where funding is available.
5 livestock producers follow prescribed grazing practices that reduce erosion	July 2017 – June 2022	<ul style="list-style-type: none"> • Develop conservation plans upon request and where funding is available. • Implement Livestock and Implementation Grants.

10 ag producers will use proper amounts of fertilizer	July 2017 – June 2022	No activity in 2017 FY
---	------------------------------	------------------------

Priority: Soil Health

Measurable Goal: By 2022, 40 Residential cooperators residents with parcels of 20 acres or less will implement soil health practices.

Milestones	Timeline	12 Month Actions
20 residents implement and maintain a natural lawn and garden care plan (minimal use of pesticides and fertilizers).	July 2017 – June 2022	<ul style="list-style-type: none"> • Conduct site visits upon request and where funding is available.
20 residents adopt a better garden soil plan (reduce tillage and increased organic matter).	July 2017 – June 2022	<ul style="list-style-type: none"> • Conduct site visits upon request and where funding is available.

Priority: Water Conservation

Measurable Goal: By 2022, 82 ag producers will improve irrigation efficiency.

Milestones	Timeline	12 Month Actions
75 producers implement irrigation water management practices (15 orchardists)	July 2017 – June 2022	<ul style="list-style-type: none"> • Use current grants (Irrigation Efficiencies & Save Water, Save Energy) to implement 1 project. • Conduct site visits upon request and where funding is available. • Conduct research and apply for future grants.
5 producers install more efficient entire irrigation systems	July 2017 – June 2022	<ul style="list-style-type: none"> • Use current grants (Irrigation Efficiencies & Save Water, Save Energy) to implement 1 project.
2 producers implement irrigation regulating reservoirs	July 2017 – June 2022	<ul style="list-style-type: none"> • Research program and apply for grants.

Priority: Water Conservation

Measurable Goal: By 2022, 120 Residential cooperators will improve residential in-home and irrigation water use efficiency.

Milestones	Timeline	12 Month Actions
50 residential cooperators will reduce in-home water use by 10%	July 2017 – June 2022	<ul style="list-style-type: none"> • Research new program and apply for grants.
50 residential cooperators will install efficient sprinkler systems	July 2017 – June 2022	<ul style="list-style-type: none"> • Research new program and apply for grants.
20 residential cooperators will install xeriscaping	July 2017 – June 2022	<ul style="list-style-type: none"> • Research new program and apply for grants.
2 school districts will implement water conservation programs on their campuses	July 2017 – June 2022	<ul style="list-style-type: none"> • Determine school districts interest in water conservation on their campuses through current education programs. Research and apply for grants for new program.

Priority: Water Quality

Measurable Goal: By 2022, 18 Agricultural producers will implement practices to improve water quality.

Milestones	Timeline	12 Month Actions
5 livestock producers implement grazing management that reduces livestock impacts on water quality	July 2017 – June 2022	<ul style="list-style-type: none"> • Participate and help implement CRN priority actions.
3 ag producers implement bank stabilization projects	July 2017 – June 2022	<ul style="list-style-type: none"> • Begin and complete 2 pending projects (Curtis Lesamiz).
10 orchardists install chemical handling facilities (mixing pads)	July 2017 – June 2022	No activity in 2017 FY

2 ag producers enhance and conserve wetlands	July 2017 – June 2022	No activity in 2017 FY
--	------------------------------	------------------------

Priority: Water Quality

Measurable Goal: By 2022, 18 Residential cooperators will implement practices to improve water quality.

Milestones	Timeline	12 Month Actions
4 residential cooperators remove garbage from the landscape and dispose of properly	July 2017 – June 2022	No activity in 2017 FY
10 residential cooperators (non-livestock) implement riparian enhancement projects	July 2017 – June 2022	<ul style="list-style-type: none"> Collaborate with other programs (WFW) to implement projects.
2 residential cooperators implement bank stabilization projects	July 2017 – June 2022	No activity in 2017 FY
3 residential cooperators enhance and conserve wetlands	July 2017 – June 2022	<ul style="list-style-type: none"> Conduct site visits upon request and where funding is available.
2 public entities install dog waste receptacles in areas used most often by dog owners	July 2017 – June 2022	No activity in 2017 FY

Priority: Ecosystem Health

Measurable Goal: By 2022, 25 Agricultural cooperators will implement practices that improve the health of native plant and animal communities.

Milestones	Timeline	12 Month Actions
5 ag producers implement tools and techniques that mitigate conflicts with wildlife	July 2017 – June 2018	<ul style="list-style-type: none"> Connect producers with Washington Department of Fish & Wildlife (WDFW) conflict specialist and educate on options as needed.

		<ul style="list-style-type: none"> Explore grant funding and projects as requested by WDFW and producers. One anticipated need is composting facilities.
2 ag producers integrate native ecosystem components that benefit species of concern	July 2017 – June 2018	<ul style="list-style-type: none"> Work with a rancher in the Working for Wildlife (WFW)/Tunk Valley project area to improve winter habitat conditions for Sharp-tailed Grouse.
3 ag producers implement practices to protect critical areas.	July 2017 – June 2018	<ul style="list-style-type: none"> Work with an ag producer in the W4W/Tunk Valley project area to enhance riparian health.
5 livestock producers follow prescribed grazing management.	July 2017 – June 2018	<ul style="list-style-type: none"> Coordinate HM grazing planning with Carl & Trisha Stacy and Barbara Greene. Explore funding options to develop future incentive based grazing management program.
5 ag producers install wildlife-friendly fencing	July 2017 – June 2018	<ul style="list-style-type: none"> Overlaps with prescribed grazing – ensure cross fencing is wildlife friendly.
5 ag producers implement pollinator-friendly practices	July 2017 – June 2018	<ul style="list-style-type: none"> Explore funding for an agricultural pollinator program.

Priority: Ecosystem Health

Measurable Goal: By 2022, 20 residential cooperators will implement practices that improve the health of native plant and animal communities.

Milestones	Timeline	12 Month Actions
5 residential cooperators incorporate native ecosystem components that benefit native plants and animals	July 2017 – June 2018	<ul style="list-style-type: none"> Develop 5 conservation plans within WFW project area that enhance ecosystem health.
5 residential cooperators install wildlife-friendly fencing	July 2017 – June 2018	<ul style="list-style-type: none"> Provide wildlife friendly fencing recommendations through WFW conservation plans as needed.
5 residential cooperators	July 2017 – June 2018	<ul style="list-style-type: none"> Develop 2-3 conservation plans within WFW project area that implement pollinator-friendly practices.

implement pollinator-friendly practices		
5 residential forest owners implement forest health practices	July 2017 – June 2018	<ul style="list-style-type: none"> Develop 1-2 conservation plans within the WFW project area that include forest health practices.

Priority: Air Quality

Measurable Goal: By 2022, 15 Agricultural producers will implement practices that reduce particulate pollution from wind erosion and/or burning.

Milestones	Timeline	12 Month Actions
10 agricultural producers will implement practices that reduce wind erosion	July 2017 – June 2022	<ul style="list-style-type: none"> When conducting site visits, staff will mention erosion reducing practices. 3 landowners will ask for more information, and 2 will implement erosion conservation practice.
5 agricultural producers will chip woody debris instead of burning	July 2017 – June 2022	<ul style="list-style-type: none"> Alternatives to burning will be provided via brochures, presentation and events. Collaborate with other organization with similar plans, 2 ag procures will be interested.

Priority: Air Quality

Measurable Goal: By 2022, 150 Residential cooperators will reduce particulate pollution from burning.

Milestones	Timeline	12 Month Actions
150 residents will use methods other than burning to dispose of organic debris, such as chipping, dumping, or composting	July 2017 – June 2022	<ul style="list-style-type: none"> Connect and Develop a partnership with a local community organization. (Green Okanogan, Solid waste Advisory board, Methow Conservancy, Methow Valley Clean Air Group). Co-host one event with organization, 25 residents will gain interest and 20 will utilize other methods.

Priority: Agricultural Viability**Measurable Goal: By 2022**, 50 Agricultural producers will take actions that promote both economic and natural resource health.

Milestones	Timeline	12 Month Actions
10 producers will develop business resilience plans for disasters	July 2017 – June 2022	<ul style="list-style-type: none"> • Discuss partnership with Okanogan county Economic Alliance.
5 producers will reduce on-farm energy demand and costs	July 2017 – June 2022	No activity in 2017 FY
5 producers will highlight their conservation practices in their marketing	July 2017 – June 2022	No activity in 2017 FY
5 ag producers will be mentors to participants in Vets on the Farm/Farm Link type program(s)	July 2017 – June 2022	<ul style="list-style-type: none"> • Work on developing partnership with vets on the farm.
25 ag producers will partner with Okanogan CD to provide education programs that increase support by residents of local agriculture that conserves natural resources	July 2017 – June 2022	<ul style="list-style-type: none"> • Discuss partnership and program potential with commodity organizations.

Priority: Community Resilience**Measurable Goal: By 2022**, 280 cooperators will take actions to create a more fire adapted community.

Milestones	Timeline	12 Month Actions
250 landowners will take action on their property to reduce risks from wildfire	July 2017 – June 2022	<ul style="list-style-type: none"> • 50 land owners will receive Firewise assessments. • 30 landowners will implement Firewise practices.

15 new neighborhoods will become recognized Firewise Communities USA	July 2017 – June 2022	<ul style="list-style-type: none"> 3 New Firewise communities will be recognized.
5 residents (3 from each of 5 geographic areas in the county) will regularly participate in disaster preparedness efforts led by public entities	July 2017 – June 2022	No activity in 2017 FY
15% of fire impacted landowners will take appropriate actions to restore resources and infrastructure	July 2017 – June 2022	<ul style="list-style-type: none"> Work with 20 affected landowners to plan appropriate fire recovery.

Priority: Education

Measurable Goal: By 2022, 255 adults participate in education program will indicate that they have acted to conserve natural resources.

Milestones	Timeline	12 Month Actions
55 agricultural producers will indicate they have implemented a conservation action as a result of an education activity (25% of agricultural cooperators)	July 2017 – June 2022	<ul style="list-style-type: none"> 11 agricultural producers will indicate they have implemented a conservation action as a result of an education activity. This should be roughly 25% of the cooperators we speak with. At least one event should be hosted.
150 residents will indicate they have implemented a conservation or resiliency action as a result of an education activity (25% of residential cooperators)	July 2017 – June 2022	<ul style="list-style-type: none"> 30 residents will indicate they have implemented a conservation or resiliency action as a result of an education activity. This should be roughly 25% of the residents we hear from. At least one event should be hosted, probably more.
50 residents will indicate that they will purchase products from local agricultural producers who demonstrate stewardship of natural resources	July 2017 – June 2022	<ul style="list-style-type: none"> 10 residents will indicate that they will purchase products from local agricultural producers who demonstrate stewardship of natural resources.

Priority: Education

Measurable Goal: By 2022, Youth educations, 5 high schools, 5 middle schools, 7 elementary schools, and 3 private schools/home school associations will have education activities led by Okanogan CD as regular part of the curriculum.

Milestones	Timeline	12 Month Actions
20 schools request programs from Okanogan CD for at least 2 consecutive years	July 2017 – June 2022	<ul style="list-style-type: none"> At least 4 schools that received our programs during school year 16-17 call back for programs during school year 17-18.
5 Okanogan County high schools participate in regional Envirothon	July 2017 – June 2022	<ul style="list-style-type: none"> Okanogan High School, along with one other school will compete in NCW Washington Regional Envirothon in 2018.

Priority: District Operations

Measurable Goal: By 2022, 65% of funding from state sources, 20% from federal sources, 10% from local sources including rates and charges, and 5% from other sources.

Milestones	Timeline	12 Month Actions
1 additional town will become part of the District	July 2017 – June 2022	<ul style="list-style-type: none"> Conduct meetings and presentation to towns/cities that have had recent projects within area.
50% of submitted grant applications are funded	July 2017 – June 2022	<ul style="list-style-type: none"> 4 grant applications will be submitted per year, depending on resources priority.

Priority: District Operations

Measurable Goal: Okanogan CD will be routinely identified as a key source of natural resource information and assistance by the community.

Milestones	Timeline	12 Month Actions
An average of 100 service requests per year	July 2017 – June 2022	<ul style="list-style-type: none"> Record In-person, e-mail, or via-phone requests for service. Provide four presentations to service organizations.
50 cooperators will have written letters of support for District use in grants and marketing.	July 2017 – June 2022	<ul style="list-style-type: none"> Conduct brief survey after conservation practice had been completed, ask cooperator for future commitment for writing a support letter.

5 engaged Associate Supervisors that attend 50% of District Board meetings	July 2017 – June 2022	<ul style="list-style-type: none"> Staff organize and conduct meetings and invite supervisors to attend as they are available.
--	------------------------------	---

Priority: District Operations

Measurable Goal: *By 2022*, secure vehicles and equipment that best meets current program needs and reflects conservation values.

Milestones	Timeline	12 Month Actions
Acquire vehicle that meets safety and program needs.	July 2017 – June 2022	<ul style="list-style-type: none"> Evaluate vehicles and research potential vehicles to implement programs and projects.
Dispose of equipment per guidelines	July 2017 – June 2022	<ul style="list-style-type: none"> Conducting yearly inventory checks on equipment. Document and label new equipment as needed.

Staffing Needs

The current staff composition of fourteen staff members (six Conservation Planners, three Natural Resource Technicians, one Community Outreach Director, one Education Specialist, one District Manager, one District Treasurer, and one Financial Assistant) is appropriate for the workload in current grants and agreements.

However, continued funding of this staff level is contingent upon continued successful application of grant funds and development of funded partnership agreements.

- *To accomplish the workload associated with this five-year plan, the District may need to continue the employment of at least one of the current technical employees or find appropriate contractors to help with specific projects as needed. Additionally, the District may need to seek at least part time assistance to assist the Education Specialist with heavy workload of presentations in the spring and fall of each year.*
- *Training, particularly technical training is needed to develop and maintain proficiencies to ensure we are providing cooperators with accurate and timely assistance.*

Annual Budget Needs

- *To meet the goals of this plan, the District would need approximately \$1,000,000 each year to pay for wages and benefits and district operations costs such as rent, communications, advertising, travel, training, equipment, and other expenses necessary to deliver the District’s program.*
- *We anticipate needing an additional \$500,000 to \$1,000,000 each year to provide cost-share, pay for contractors and consultants, and other expenses associated with the direct implementation of conservation activities.*

Key Decision Makers

- *The District Board of Supervisors is the most critical group of key decision makers. The Board's decisions have profound impacts on the scope and scale of the District's program and therefore a direct corollary to the conservation activities that are ultimately implemented.*
- *The individual cooperator is the next most important key decision maker. Without their decisions to seek assistance, decisions on practices to implement, and follow-up with increased knowledge on conservation issues, we will be unable to achieve our conservation goals.*
- *There are several other individuals and groups that are key decision makers from one program to another. These include federal, tribal, state, and local elected and appointed officials, staff from federal, tribal, state, and local agencies, and representatives of non-governmental organizations and private business.*

Washington Conservation Districts assisting land managers with their conservation choices

